



Wilson[®]

2026 Product Offering

JOURNEY

Building an authentic, timeless golf brand

Wilson

Building the Brand

BUILD GEAR THEY LOVE



CORE

Irons and Balls

STRATEGIC

Metals, Wedges, Putters, and Sets

BRAND BUILDERS

Bags, Gloves, and Hats

TOUR

REBUILDING THE HOME OF MAJOR CHAMPIONS



2025 Foundation

BUILDING A COHESIVE BRAND



PLAY ORIGINAL



PREMIUM CLUBS



GOLF BALLS



GEAR



LIMITED RELEASES

MYGOLFSPY

2025

**MOST
WANTED**



MYGOLFSPY

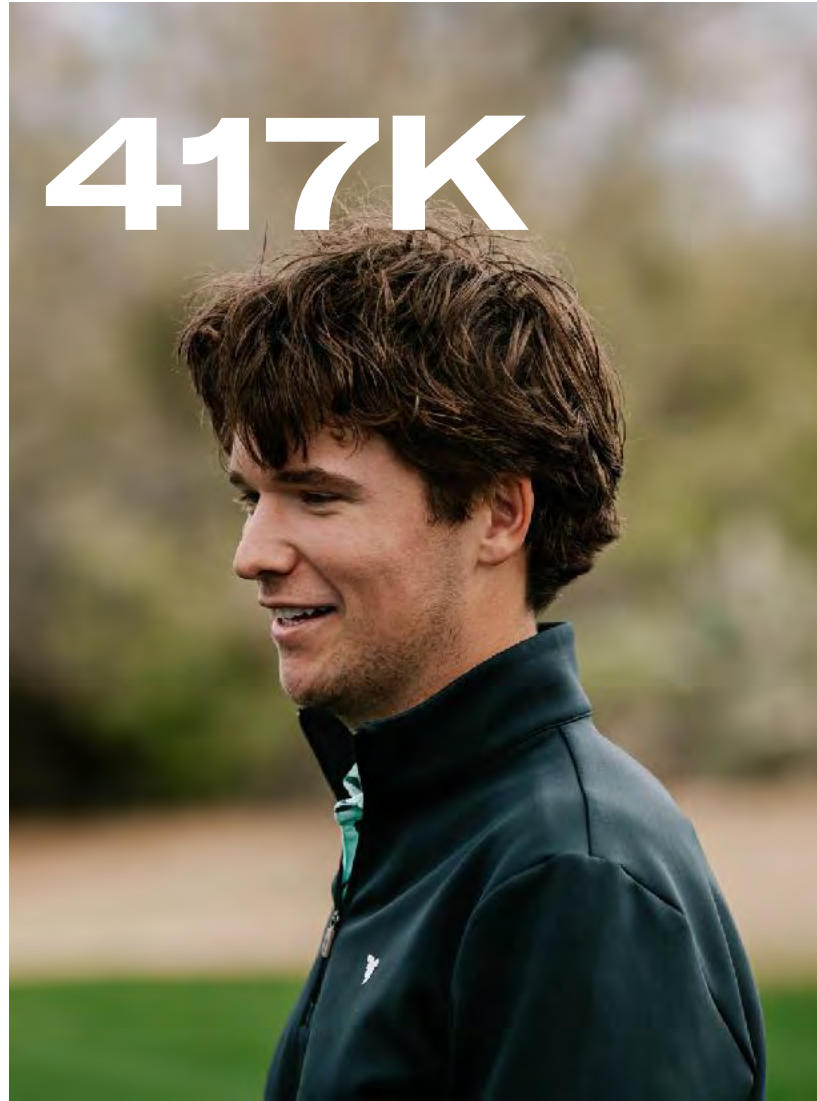
2025

**MOST
WANTED**



Building the Brand


INFLUENCERS



417K

BEN KRUPER

@BENKRUPER_GOLF



79K

ASHTON GAULIN

@ASHTON_GAULIN



113K

LEWIS SPARROW

@LEWISSPARROWGOLF



25K

AVARY JOHNSON

@JOHNSONAVARY

CONTINUE TO BUILD THE
BRAND THAT IS **HOME** TO THE
ON POINT GOLFER



Wilson



Wilson[®]

2026 Metal Woods



DYNAPWR® Drivers

A Legacy Refined. Power Redefined. Reimagined for the modern player, DYNAPWR® drivers are the product of relentless innovation and engineering. Every detail is precisely crafted to deliver explosive ball speeds, optimized launch, unparalleled forgiveness, and a feel that speaks to every golfer.

PKR-360

AI-driven design, unique to each model, creates more ball speed across the entire face.

OPEN HOSEL CONSTRUCTION

Improved weight distribution allows for the removal of inefficient material and the creation of a stronger hosel infrastructure.

POWERFUL SOUND

Precision rib placement throughout the internal body for muted, powerful sound.



DYNAPWR 2026 MAX+ DRIVER

FORGIVENESS

- 10K Moment of Inertia
- Large, confidence inspiring address shaping
- Adjustable rear weighting
- Refined bulge and roll

PERFORMANCE

- Re-engineered PKR-360 design, with an even lighter face
- Aerodynamically inspired surfacing
- Open hosel construction refinements

BETTER PLAYER APPEAL

- Industry leading acoustics
- Carbon fiber crown
- Topline flare



10K MOI

Engineered to be the straightest and most forgiving driver in Wilson history, designed for maximum forgiveness.



SPIN RETENTION

Optimized bulge and roll refinements result in improved spin consistency and tighter dispersion for off-center hits.



FLIPPABLE REAR WEIGHT

Flippable (26g) rear weight allows you to fine-tune shot shaping for more fairways.

NEW

DYNAPWR[®] Max+ Driver

Surpassing the 10k MOI mark, DYNAPWR[®] Max+ is the straightest and most forgiving driver Wilson has ever made.

Wilson

**OPTIMIZED
AERODYNAMIC
SHAPING**

A faster, more streamlined raised skirt and curved crown is designed to reduce drag, allowing the head to cut through the air and increase clubhead speed.



TOUR INSPIRED

A deeper, more compact 455cc head provides the ultimate control for the world's best players.



MAXIMUM WORKABILITY

Swappable front (6g) and back (12g) weights allow for customizable launch and spin with added forgiveness. Our 6-way adjustable hosel increases adjustability to optimize face angle and shot-shaping ability.

DYNAPWR[®] LS Driver

DYNAPWR[®] LS is a tour-inspired design that offers lower spin rates while maintaining maximum ball speed and control.



TOUR INSPIRED

With input from our tour staff, the 460cc head provides players forgiveness while still maintaining a compact look at address.



MAXIMUM WORKABILITY

Swappable front (3g) and back (9g) weights allow for customizable launch and spin with added forgiveness. Our 6-way adjustable hosel increases adjustability to optimize face angle and shot shaping ability.

DYNAPWR[®] Carbon Driver

DYNAPWR[®] Carbon Fairway Wood delivers a tour-inspired design, engineered to maximize ball speed and versatility.

Wilson.

STABILITY DRIVEN SHAPING

Increased front to back and heel to toe length provides for a higher than ever MOI for the straightest tee shots.



MAX FORGIVENESS + DRAW-BIASED CONTROL

The flippable (19g) rear weight allows golfers the ability to fine-tune their left to right shot shaping to deliver straighter tee shots.



DYNAPWR® Max Driver

DYNAPWR® Max delivers maximum forgiveness and stability, along with impressive distance, in a titanium design.

DYNAPWR® Drivers



	DYNAPWR® LS			DYNAPWR® CARBON				DYNAPWR® MAX				DYNAPWR® MAX+				
LOFT	8°	9°	10.5°	8°	9°	10.5°	10.5° LITE	9°	10.5°	12°	12° LITE	8°	9°	10.5°	12°	12° LITE
HAND	RH	RH/LH	RH	RH	RH/LH	RH/LH	RH	RH	RH/LH	RH	RH	RH	RH/LH	RH/LH	RH	RH
LIE	57.0°	57.0°	57.0°	57.0°	57.0°	57.0°	57.0°	57.0°	57.0°	57.0°	57.0°	57.0°	57.0°	57.0°	57.0°	57.0°
LENGTH (IN)	45.75"	45.75"	45.75"	45.75"	45.75"	45.75"	44.75"	45.75"	45.75"	45.75"	44.75"	45.75"	45.75"	45.75"	45.75"	44.75"
VOLUME (CC)	445	445	450	460	460	460	460	460	460	460	460	460	460	460	460	460
SWING WEIGHT	D3.5	D3.5	D3.5	D3.5	D3.5	D3.5	D0	D3.5	D3.5	D3.5	D0	D3.5	D3.5	D3.5	D3.5	D0



SHAFTS	True Temper Denali Black 60			Fujikura Ventus TR Blue UST Helium NCT 4 Lightweight			UST LIN-Q M40 Red 5/6 UST Helium NCT 4 Lightweight				UST LIN-Q Power-Core Blue UST Helium NCT 4 Lightweight					
FLEX	S [65g]	X [69g]		R [55g]	S [56g]	Lite [40g]	A [57g]	R [57g]	S [58g]	Lite [40g]	A [55g]	R [55g]	S [55g]	LITE [40g]		



GRIP	Lamkin Crossline 360 Black
------	----------------------------

Additional Stock & Premium Shaft Offerings: www.wilson.com/en-us/custom/clubs

CUSTOM OPTIONS	
LENGTH	-1.50" to +1.50" (EMEA -2.00" to +0.25", NZ -1.00" to +1.00")
LIE	Adjustable
LOFT	Adjustable



DYNAPWR® Fairway Woods

DYNAPWR® Fairway Woods feature an expanded sweet spot powered by AI-driven PKR360 technology, combined with the strength and explosive distance of a forged face construction. Experience faster ball speeds across the entire face and enjoy an elevated feel with every shot.

FORGED CONSTRUCTION

Custom 455 face material provides strength and high ball speeds while elevating the feel shot after shot.

PKR-360

AI-driven design, unique to each model, creates more ball speed across the entire face.



DYNAPWR® CARBON



DYNAPWR® MAX

DYNAPWR® Fairway Woods



	DYNAPWR® CARBON					DYNAPWR® MAX					
CLUB	3+	3	4	5	7	3	5	7	3LITE	5LITE	7LITE
LOFT	13.5°	15°	16.5°	18°	21°	15°	18°	21°	15°	18°	21°
HAND	RH	RH/LH	RH	RH/LH	RH	RH/LH	RH/LH	RH	RH	RH	RH
LIE	56°	56°	56°	56.5°	57°	57.5°	58°	58.5°	57.5°	58°	58.5°
LENGTH (IN)	43.25"	43.25"	43.25"	42.5"	42"	43.25"	42.5"	42"	42.25"	41.5"	41"
SWING WEIGHT	D2.5	D2.5	D2.5	D2.5	D2.5	D2.5	D2.5	D2.5	C5	C5	C5



SHAFTS	Fujikura Ventus TR Blue					UST LIN-Q M40 Red 5/6 UST Helium NCT 4 Lightweight					
FLEX	R [62g] S [63g]					A [57g] R [66g] S [67g] Lite [40g]					



GRIP	Lamkin Crossline 360 Black										
------	----------------------------	--	--	--	--	--	--	--	--	--	--

Additional Stock & Premium Shaft Offerings: www.wilson.com/en-us/custom/clubs

CUSTOM OPTIONS	DYNAPWR® CARBON	DYNAPWR® max
LENGTH	-1.50" to +1.50"	-1.50" to +1.50"
LIE	Adjustable	N/A
LOFT	Adjustable	N/A

PKR-360

Our AI-driven PKR-360 has increased number of optimizable face and body locations to create multiple sweet spots and driver higher ball speeds everywhere across the face.



NEW FACE SHAPING

A compact head design paired with an extended low toe area results in a larger hitting surface and provides stability on toe shots, and the confidence to approach greens from a distance.

FORGED CONSTRUCTION

Custom 455 face material provides strength and high ball speeds while elevating the feel shot after shot.

DYNAPWR[®] Hybrid

DYNAPWR[®] Hybrid serves as the perfect long iron replacement for players who want versatility and control.



FORGIVENESS + HIGH LAUNCH

A low CG placed evenly across the sole yields higher launch and more forgiveness.



DYNAPWR[®] Hybrid

CLUB	2	3	4	5	6	4LITE	5LITE	6LITE
LOFT	17°	19°	22°	25°	28°	22°	25°	28°
HAND	RH	RH/LH	RH/LH	RH/LH*	RH	RH	RH	RH
LIE	58°	58.5°	59°	59.5°	60°	59°	59.5°	60°
LENGTH (IN)	41.5"	40.75"	40.25"	39.75"	39.25"	39.25"	38.25"	37.25"
SWING WEIGHT	D2	D2	D2	D2	D2	C5	C5	C5



SHAFTS	True Temper Denali Red
--------	------------------------

FLEX	lite [50g] A [60g] R [70g] S [80g]
------	------------------------------------



GRIP	Lamkin Crossline 360 Black
------	----------------------------

Additional Stock & Premium Shaft Offerings: www.wilson.com/en-us/custom/clubs

CUSTOM OPTIONS	
----------------	--

LENGTH	-1.50" to +1.50"
--------	------------------

LIE	N/A
-----	-----

LOFT	N/A
------	-----



Wilson[®]

Irons

2026 STAFF MODEL



Wilson.

STAFF MODEL FAMILY

CLASSIC DESIGN INSPIRED BY OUR HERITAGE

- Hosel knurling
- Long Ferrules
- Raised Muscle Feature

CONSISTENT DESIGN ACROSS FAMILY

- Similar muscle geometry and shield location

BRUSHED SATIN FINISH

- Moving away from mirror to a tour-preferred satin finish



BRUSHED SATIN FINISH

A modern brushed satin finish enhances the classic design of the Staff Model® Iron family, adding a refined, elegant look.

FORGED 8620 CARBON STEEL

One of the softest materials on the market, the Forged 8620 Carbon Steel provides workability and instant feedback at impact.

MODERN BLADE SHAPE

A modernized blade design that features a compact head, reduced offset, and shorter, sharper edges for a more refined, tour-inspired look at address.

NEW
Staff Model® Blade

A timeless design crafted for the world's most precise ball-strikers seeking ultimate control.





New Staff Model® Blade

CLUB	3*	4	5	6	7	8	9	PW
LOFT	20°	23°	26°	30°	34°	38°	42°	46°
HAND	RH	RH	RH	RH	RH	RH	RH	RH
LIE	59.5°	60°	61°	61.5°	62°	63°	63.5°	64°
LENGTH (IN)	39.25"	38.75"	38.25"	37.75"	37.25"	36.75"	36.25"	35.75"
BOUNCE	2.5°	2.5°	2.5°	3.0°	4.0°	5.0°	5.5°	6.0°
HOSEL OFFSET	0.105"	0.095"	0.085"	0.075"	0.065"	0.058"	0.052"	0.045"
SWING WEIGHT	D2.0	D2.0	D2.0	D2.0	D2.0	D2.0	D2.0	D2.0



SHAFTS	True Temper Dynamic Gold Mid 115
FLEX	R [114g] S [115g] X [116g]
GRIP	Golf Pride Z Grip
Additional Stock & Premium Shaft Offerings: www.wilson.com/en-us/custom/clubs	
CUSTOM OPTIONS	
LENGTH	-1.50" to +2.00" (EMEA -2.00" to +2.00", NZ -1.50" to +2.00")
LIE	-3.00° FL TO +4.00° UP (EMEA -3.00° FL TO +3.00° UP, NZ -2.00° FL TO +2.00° UP)
LOFT	-2.00° ST TO +2.00° WK

BRUSHED SATIN FINISH

A modern brushed satin finish enhances the classic design of the Staff Model® Iron family, adding a refined, elegant look.

FORGED 8620 CARBON STEEL

One of the softest materials on the market, the Forged 8620 Carbon Steel provides workability and instant feedback at impact.

MODERN HEAD SHAPE

A modern cavity back that features a compact head, reduced offset, and shorter, sharper edges for a more refined, tour-inspired look at address.

NEW
Staff Model® CB

A classic, compact design that features a full package of forgiveness and feel on every swing.





New Staff Model® CB

CLUB	3*	4	5	6	7	8	9	PW	GW*
LOFT	20°	23°	26°	30°	34°	38°	42°	46°	50°
HAND	RH/LH	RH/LH	RH/LH	RH/LH	RH/LH	RH/LH	RH/LH	RH/LH	RH/LH
LIE	59.5°	60°	61°	61.5°	62°	63°	63.5°	64°	64.25°
LENGTH (IN)	39.25"	38.75"	38.25"	37.75"	37.25"	36.75"	36.25"	35.75"	35.50"
BOUNCE	1.0°	1.0°	2.0°	3.0°	4.0°	5.5°	6.0°	6.0°	7.0°
HOSEL OFFSET	0.110"	0.100"	0.090"	0.080"	0.070"	0.063"	0.057"	0.050"	0.040"
SWING WEIGHT	D2.0	D2.0	D2.0	D2.0	D2.0	D2.0	D2.0	D2.0	D2.0



SHAFTS	True Temper Dynamic Gold Mid 115
--------	----------------------------------

FLEX	R [114g] S [115g] X [116g]
------	----------------------------



GRIP	Golf Pride Z Grip
------	-------------------

Additional Stock & Premium Shaft Offerings: www.wilson.com/en-us/custom/clubs

CUSTOM OPTIONS	
----------------	--

LENGTH	-1.50" to +2.00" (EMEA -2.00" to +2.00", NZ -1.50" to +2.00")
--------	---

LIE	-3.00° FL TO +4.00° UP (EMEA -3.00° FL TO +3.00° UP, NZ -2.00° FL TO +2.00° UP)
-----	---

LOFT	-2.00° ST TO +2.00° WK
------	------------------------

FACE OPTIMIZATION

Simulation based enhancement of the sweet spot which maximizes forgiveness and balls speed across the entire face.



ENHANCED SOUND & FEEL

Designed for superior acoustics at impact through a specialized urethane injection that dampens face vibration.



HOLLOW BODY CONSTRUCTION

Hollow body design that enhances speed and weight distribution for precision and power.

NEW
Staff Model[®] XB

A sleek hollow-body design that offers maximum distance and forgiveness while maintaining minimal offset and a thin top line.

New
Staff Model® XB



CLUB	2*	3*	4	5	6	7	8	9	PW	GW*
LOFT	17°	19°	22°	25°	28.5°	32°	36°	40.50°	46°	50°
HAND	RH	RH/LH	RH/LH	RH/LH	RH/LH	RH/LH	RH/LH	RH/LH	RH/LH	RH/LH
LIE	59.5°	59.5°	60°	61°	61.5°	62°	63°	63.5°	64°	64°
LENGTH (IN)	39.75"	39.25"	38.75"	38.25"	37.75"	37.25"	36.75"	36.25"	35.75"	35.50"
BOUNCE	2.5°	2.5°	2.5°	2.5°	3.0°	4.0°	5.0°	5.5°	6.0°	7.0°
HOSEL OFFSET	0.120"	0.120"	0.110"	0.100"	0.090"	0.075"	0.065"	0.055"	0.050"	0.050"
SWING WEIGHT	D2.0	D2.0	D2.0	D2.0	D2.0	D2.0	D2.0	D2.0	D2.0	D2.0



SHAFTS	Nippon Modus Tour 110									
--------	-----------------------	--	--	--	--	--	--	--	--	--

FLEX	R (110g) S (110g)									
------	-------------------	--	--	--	--	--	--	--	--	--



GRIP	Golf Pride Z Grip									
------	-------------------	--	--	--	--	--	--	--	--	--

Additional Stock & Premium Shaft Offerings: www.wilson.com/en-us/custom/clubs

CUSTOM OPTIONS										
----------------	--	--	--	--	--	--	--	--	--	--

LENGTH	-1.50" to +2.00" (EMEA -2.00" to +2.00", NZ -1.50" to +2.00")									
--------	---	--	--	--	--	--	--	--	--	--

LIE	-3.00° FL TO +4.00° UP (EMEA -3.00° FL TO +3.00° UP, NZ -2.00° FL TO +2.00° UP)									
-----	---	--	--	--	--	--	--	--	--	--

LOFT	-2.00° ST TO +2.00° WK									
------	------------------------	--	--	--	--	--	--	--	--	--



HIGH STRENGTH C300 STEEL FACE

This cutting-edge material combines exceptional strength with remarkable flexibility, resulting in explosive ball speeds with a softer feel, contributing to enhanced distance and accuracy.

RIB INTERNAL SUPPORT

Perfectly placed rib structures provide higher stability on mishits while producing optimized sound.

HOLLOW BODY CONSTRUCTION

The multi-material engineered hollow body construction optimizes weight distribution, ball speed, shot shaping capabilities and aerodynamic efficiency.

Staff Model® RB Utility

The versatility provided by the tour-inspired Staff Model® RB Utility makes it a perfect solution for long par threes, reachable-in-two par fives, and even fairway-finding stingers.



Staff Model[®] RB Utility

CLUB	2*	3	4
LOFT	18°	21°	24°
HAND	RH	RH/LH*	RH
LIE	59°	59.5°	60°
LENGTH (IN)	40.00"	39.50"	39.00"
BOUNCE	0.5°	0.5°	1.0°
HOSEL OFFSET	0.120"	0.100"	0.100"
SWING WEIGHT	D2.0	D2.0	D2.0



SHAFTS	TT HZRDUS GEN 4 Black
FLEX	R (80g) S (90g)



GRIP	Golf Pride Z Grip
------	-------------------

Additional Stock & Premium Shaft Offerings: www.wilson.com/en-us/custom/clubs

CUSTOM OPTIONS	
LENGTH	-1.50" to +1.50"
LIE	-3.00 FL to +3.00" UP
LOFT	-1.00 ST to +1.00" WK

DYNAPWR IRON FAMILY



DYNAPWR FORGED

DYNAPWR

DYNAPWR MAX

Wilson.

DYNAPWR[®] Iron Family

Designed for players seeking added forgiveness and distance, DYNAPWR[®] irons inspire confidence in every swing—helping you perform your best, round after round.

PKR-CUP

A new Cup Face design combined with our AI-generated Variable Face Technology optimizes ball speed, distance, and consistent launch windows.

LOW CG, HIGH LAUNCH

Placing the center of gravity lower in the clubhead provides high MOI and a high launch needed to hold greens.



DYNAPWR[®] FORGED



DYNAPWR[®]



DYNAPWR[®] MAX



NEW DYNAPWR® Forged

CLUB	3*	4	5	6	7	8	9	PW	GW*
LOFT	19°	21.5°	24.5°	27.5°	30.5°	34.5°	39°	44°	49°
HAND	RH/LH	RH/LH	RH/LH	RH/LH	RH/LH	RH/LH	RH/LH	RH/LH	RH/LH
LIE	59.5°	60°	61°	61.5°	62°	63°	63.5°	64°	64°
LENGTH (IN)	39.25"	38.75"	38.25"	37.75"	37.25"	36.75"	36.25"	35.75"	35.50"
BOUNCE	2.5°	3°	3.5°	4.5°	5.0°	5.5°	6.5°	7.0°	8.0°
HOSEL OFFSET	0.150"	0.140"	0.130"	0.117"	0.095"	0.084"	0.067"	0.045"	0.035"
SWING WEIGHT(STEEL)	D2	D2	D2	D2	D2	D2	D2	D2	D2
SWING WEIGHT(GRAPHITE)	D1	D1	D1	D1	D1	D1	D1	D1	D1



SHAFTS	STEEL KBS Tour Lite	GRAPHITE UST Recoil Dart HDC
FLEX	R [95g] S [100g]	R [70g]



GRIP	Lamkin Crossline 360 Black
------	----------------------------

Additional Stock & Premium Shaft Offerings: www.wilson.com/en-us/custom/clubs

CUSTOM OPTIONS	
LENGTH	-1.50" TO +2.00" (EMEA -2.00" TO +2.00", NZ -1.50" TO +2.00")
LIE	-3.00° FL TO +3.00° UP (EMEA -2.00° FL TO +2.00° UP, NZ -2.00° FL TO +2.00° UP)
LOFT	-1.00° ST TO +1.00° WK (EMEA N/A, NZ -1.00° ST TO +1.00° WK)



DYNAPWR®

CLUB	4*	5	6	7	8	9	PW	GW
LOFT	19°	22°	25°	28°	32.5°	37.5°	42.5°	48°
HAND	RH/LH	RH/LH	RH/LH	RH/LH	RH/LH	RH/LH	RH/LH	RH/LH
LIE	60°	61°	61.5°	62°	63°	63.5°	64°	64°
LENGTH (IN)	39"	38.5"	38"	37.5"	37"	36.5"	36"	35.75"
BOUNCE	2°	3°	3°	4°	5°	6°	6°	7°
HOSEL OFFSET	0.185"	0.170"	0.155"	0.140"	0.125"	0.110"	0.095"	0.080"
SWING WEIGHT _(STEEL)	D2	D2	D2	D2	D2	D2	D2	D2
SWING WEIGHT _(GRAPHITE)	D1	D1	D1	D1	D1	D1	D1	D1



SHAFTS	STEEL KBS Max Ultralight	GRAPHITE UST Recoil Dart HDC
FLEX	R [90g] S [95g]	R [70g]



GRIP	Lamkin Crossline 360 Black
------	----------------------------

Additional Stock & Premium Shaft Offerings: www.wilson.com/en-us/custom/clubs

CUSTOM OPTIONS	
LENGTH	-1.50" TO +1.50" (EMEA -2.00" TO +2.00", NZ -1.50" TO +1.50")
LIE	-3.00° FL TO +3.00° UP (EMEA -2.00° FL TO +2.00° UP, NZ -2.00° FL TO +2.00° UP)
LOFT	-1.00° ST TO +1.00° WK (EMEA -0.00° ST TO +0.00° WK, NZ -0.00° ST TO +0.00° WK)



DYNAPWR[®] Max

CLUB	5	6	7	8	9	PW	GW	SW*
LOFT	24°	27°	30°	34°	39°	44°	49°	54°
HAND	RH/LH	RH/LH	RH/LH	RH/LH	RH/LH	RH/LH	RH/LH	RH
LIE	61°	61.5°	62°	63°	63.5°	64°	64°	64°
LENGTH (IN)	38.5"	38"	37.5"	37"	36.5"	36"	35.75"	35.5"
BOUNCE	3°	4°	4°	5°	7°	7°	8°	9°
HOSEL OFFSET	0.236"	0.216"	0.196"	0.176"	0.156"	0.136"	0.116"	0.086"
SWING WEIGHT _(STEEL)	D1	D1	D1	D1	D1	D1	D1	D1
SWING WEIGHT _(GRAPHITE)	D0	D0	D0	D0	D0	D0	D0	D0



SHAFTS	STEEL KBS Max HL	GRAPHITE KBS MAX Graphite
FLEX	R [80g] S [80g]	LITE [45g] A [55g] R [65g]



GRIP	Lamkin Crossline 360 Black
------	----------------------------

Additional Stock & Premium Shaft Offerings: www.wilson.com/en-us/custom/clubs

CUSTOM OPTIONS	
LENGTH	-1.50" TO +1.50" (EMEA -2.00" TO +2.00", NZ -1.50" TO +1.50")
LIE	-3.00° FL TO +3.00° UP (EMEA -2.00° FL TO +2.00° UP, NZ -2.00° FL TO +2.00° UP)
LOFT	-1.00° ST TO +1.00° WK (EMEA -0.00° ST TO +0.00° WK, NZ -0.00° ST TO +0.00° WK)



Wilson[®]

Wedges

Wedge Family

Tour-proven and built for ultimate versatility, Wilson wedges deliver the precision, control, and spin you need from any lie, in any condition.



STAFF MODEL ZM



STAFF MODEL ZM WEDGE HT



INFINITE

TOUR INSPIRED

From start to finish, our tour players' DNA has been ingrained within this new wedge family. The soft Forged 8620 Carbon Steel comes with a straighter leading edge, and elevated center of gravity for trajectory control in those higher lofted wedges. Our staffers wanted it all and these wedges deliver.

VERSATILITY FIRST

Ranging from 6 to 12 degrees of bounce, our family of wedges will improve your short game the moment you put them in play. No matter the conditions, we have you covered with our low, medium, and high bounce options.

ZM GROOVES

Our deeper ZM Groove pattern combined with Garnet Face Blasting ensures faster, deeper, longer ball interaction resulting in higher consistent spin and check control in all weather conditions.

Staff Model® ZM

Engineered to give you the ultimate trajectory and spin control with every situation, the Staff Model® ZM wedge gives you the tools and confidence to execute with precision.





Staff Model® ZM

CLUB	46° / 8°*	46° / 8°*	50° / 8°	52° / 8°	54° / 8°	56° / 10°	56° / 12°	58° / 6°	58° / 10°	60° / 6°	60° / 10°	60° / 12°
LOFT	46.0°	48.0°	50.0°	52.0°	54.0°	56.0°	56.0°	58.0°	58.0°	60.0°	60.0°	60.0°
HAND	RH	RH	RH/LH	RH/LH	RH	RH/LH	RH	RH	RH	RH	RH/LH	RH
LIE	64.0°	64.0°	64.0°	64.0°	64.0°	64.0°	64.0°	64.0°	64.0°	64.0°	64.0°	64.0°
LENGTH (IN)	35.75"	35.75"	35.75"	35.75"	35.50"	35.50"	35.50"	35.25"	35.25"	35.25"	35.25"	35.25"
BOUNCE	8.0°	8.0°	8.0°	8.0°	8.0°	10.0°	12.0°	6.0°	10.0°	6.0°	10.0°	12.0°
HOSEL OFFSET	0.015"	0.015"	0.015"	0.015"	0.015"	0.015"	0.015"	0.015"	0.015"	0.015"	0.015"	0.015"
SWING WEIGHT	D3.0	D3.0	D3.0	D3.0	D4.0	D4.0	D5.0	D5.0	D5.0	D5.0	D5.0	D5.0



SHAFTS True Temper Dynamic Gold Spinner WG

FLEX W [128g]



GRIP Golf Pride Tour Velvet

Additional Stock & Premium Shaft Offerings: www.wilson.com/en-us/custom/clubs

CUSTOM OPTIONS

LENGTH -1.50" TO +2.00" (EMEA -2.00" TO +2.00", NZ -1.50" TO +2.00")

LIE -3.00° FL TO +4.00° UP (EMEA -3.00° fl TO +4.00° UP, NZ -2.00° fl TO +2.00° UP)

LOFT -2.00° ST TO +2.00° WK



ZM GROOVES

Our deeper ZM Groove pattern combined with Garnet Face Blasting ensures faster, deeper, longer ball interaction resulting in higher consistent spin and check control in all weather conditions.

TOUR INSPIRED

From start to finish, our tour players' DNA has been ingrained within this new wedge family. The soft 431 stainless steel comes with a straighter leading edge, and elevated center of gravity for trajectory control in those higher lofted wedges. Our staffers wanted it all and these wedges deliver.



HIGH TOE / WIDE SOLE CONSTRUCTION

The high toe design gives you the flexibility you demand while allowing you to save shots as you approach the green. The face shape and sole allow the club to be played at varying degrees of open or closed configurations, giving you complete control over the amount of face that contacts the ball.

Staff Model® ZM HT

Engineered to give you the ultimate trajectory and spin control with every situation, the Staff Model® ZM High-Toe wedge gives you the tools and confidence to execute with precision.



Staff Model® ZM HT

CLUB	56° / 10°	60° / 10°	64° / 10°*
LOFT	56.0°	60.0°	64.0°
HAND	RH	RH	RH
LIE	64.0°	64.0°	64.0°
LENGTH (IN)	35.50"	35.25"	35.25"
BOUNCE	10.0°	10.0°	10.0°
HOSEL OFFSET	0.015"	0.015"	0.015"
SWING WEIGHT	D4.0	D5.0	D5.0



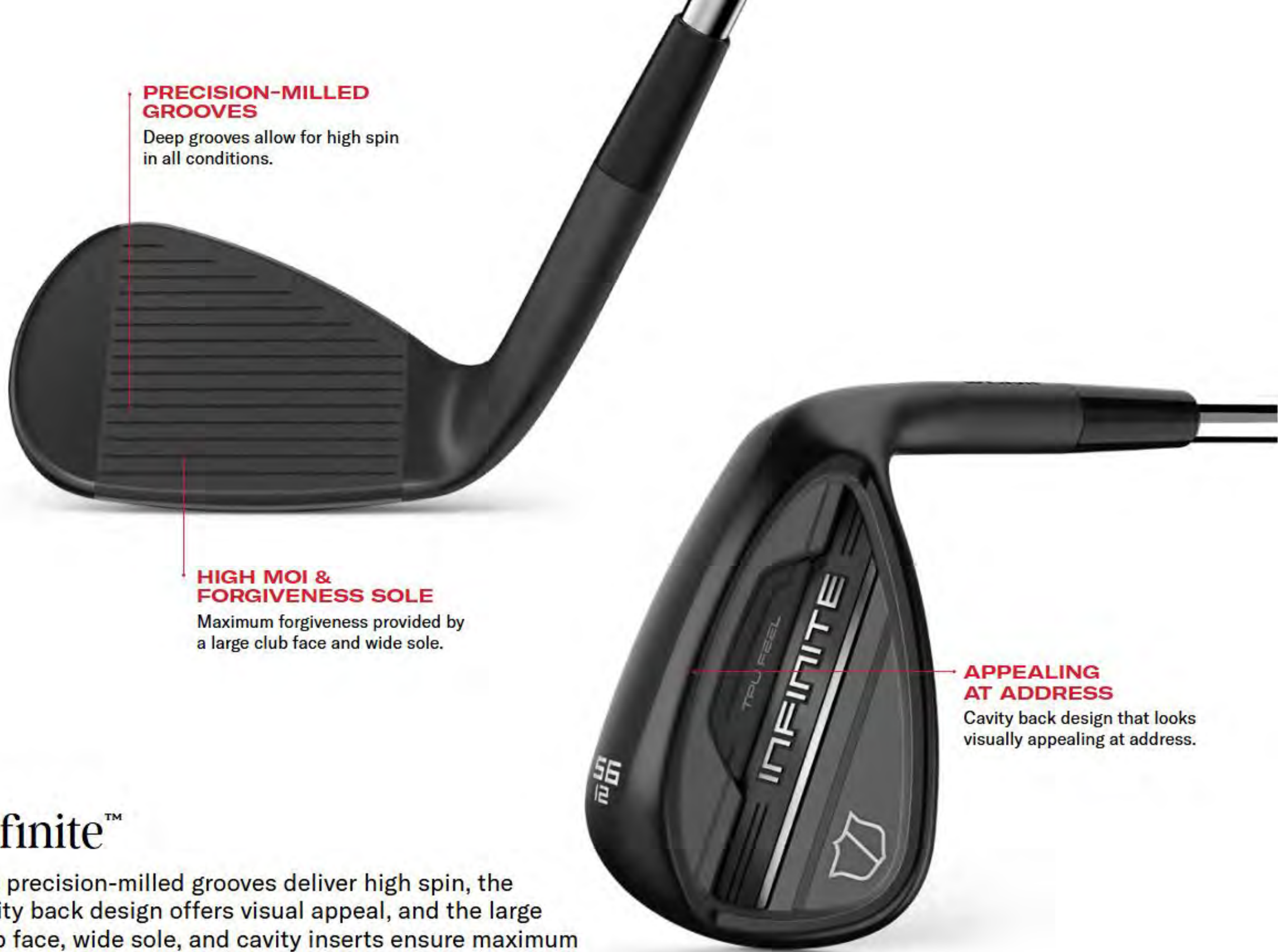
SHAFTS	True Temper Dynamic Gold Spinner WG
FLEX	W [128g]



GRIP	Golf Pride Tour Velvet
------	------------------------

Additional Stock & Premium Shaft Offerings: www.wilson.com/en-us/custom/clubs

CUSTOM OPTIONS	
LENGTH	-1.50" TO +1.50" (EMEA -2.00" TO +2.00", NZ -1.50" TO +1.50")
LIE	-3.00° FL TO +4.00° UP (EMEA -3.00° FL TO +4.00° UP, -2.00° fl TO +2.00° UP)
LOFT	-2.00° ST TO +2.00° WK



PRECISION-MILLED GROOVES

Deep grooves allow for high spin in all conditions.

HIGH MOI & FORGIVENESS SOLE

Maximum forgiveness provided by a large club face and wide sole.

APPEALING AT ADDRESS

Cavity back design that looks visually appealing at address.

Infinite™

The precision-milled grooves deliver high spin, the cavity back design offers visual appeal, and the large club face, wide sole, and cavity inserts ensure maximum forgiveness and a softer feel.



Infinite™

CLUB	48°	52°	56°	60°
HAND	RH	RH/LH	RH/LH	RH/LH
LIE	64.0°	64.0°	64.0°	64.0°
LENGTH (IN)	35.75"	35.75"	35.5"	35.25"
BOUNCE	10°	12°	12°	12°
HOSEL OFFSET	0.025"	0.025"	0.025"	0.025"
SWING WEIGHT	D2	D2	D3	D4



SHAFTS	KBS Tour 105
FLEX	W [105g]



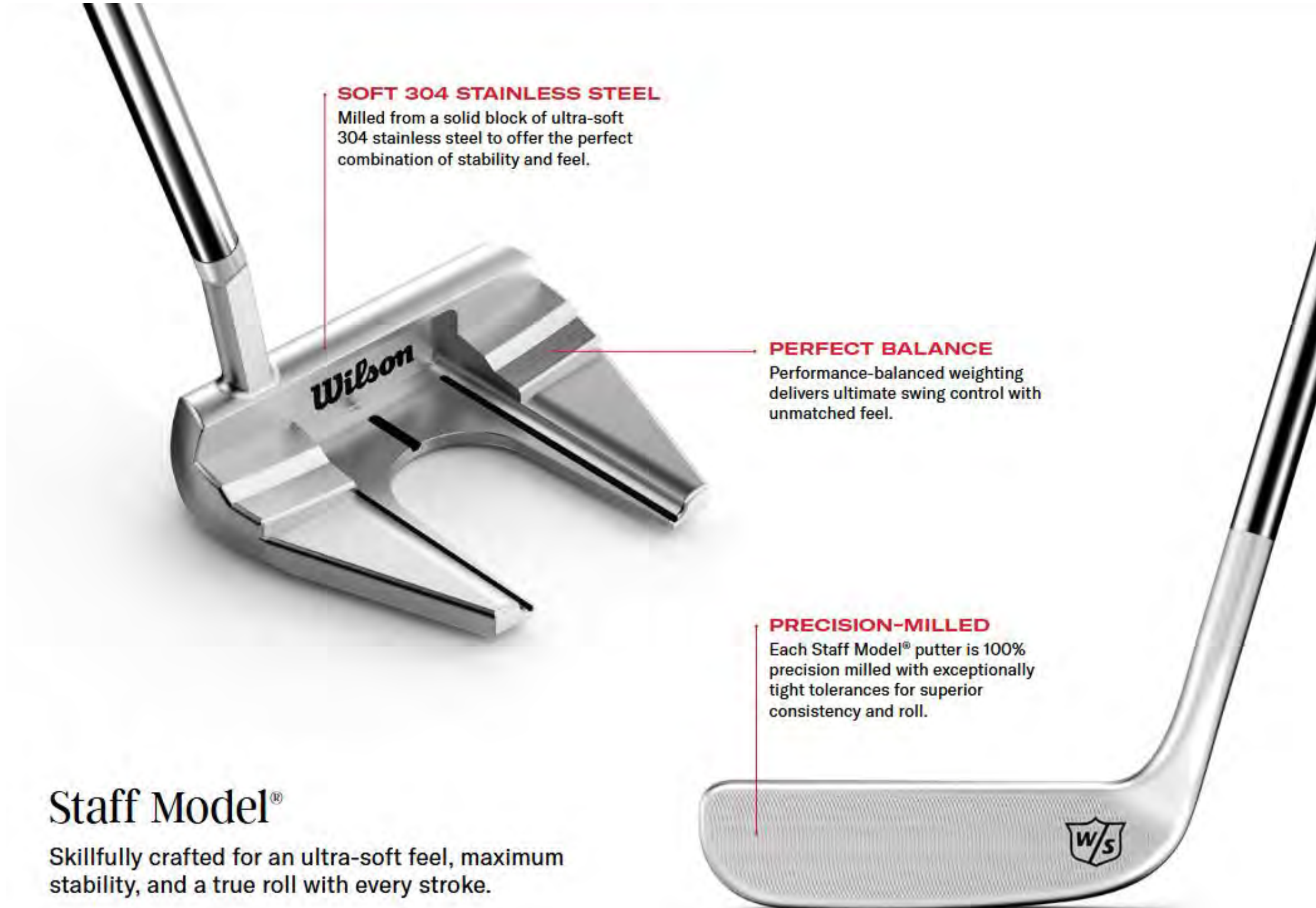
GRIP	Lamkin Crossline 360 Black
------	----------------------------



Wilson[®]

Putters

Staff Model Putters



SOFT 304 STAINLESS STEEL

Milled from a solid block of ultra-soft 304 stainless steel to offer the perfect combination of stability and feel.

PERFECT BALANCE

Performance-balanced weighting delivers ultimate swing control with unmatched feel.

PRECISION-MILLED

Each Staff Model® putter is 100% precision milled with exceptionally tight tolerances for superior consistency and roll.

Staff Model®

Skillfully crafted for an ultra-soft feel, maximum stability, and a true roll with every stroke.

Staff Model Putters

Staff Model® Collection

Superior feel of effortless precision. Staff Model® Putters are expertly engineered and precision milled in ultra-soft 304 stainless steel to perfectly alchemize stability and forgiveness for superior feel, consistency and roll.



Staff Model[®] Putters



CLUB	THE ORIGINAL 8802	BLADE BL22	HALF MOON Mallet CS22	Mallet MT22	TECH Mallet TM22
HAND	RH/LH	RH/LH	RH	RH	RH/LH
LOFT	3.0°	3.5°	3.5°	3.5°	3.5°
LIE	71.0°	71.0°	71.0°	71.0°	71.0°
LENGTH (RH)	33.0" / 34.0" / 35.0"	33.0" / 34.0" / 35.0"	33.0" / 34.0" / 35.0"	33.0" / 34.0" / 35.0"	33.0" / 34.0" / 35.0"
LENGTH (RH)	34.0" / 35.0"	34.0" / 35.0"	--	--	34.0" / 35.0"



SHAFTS

KBS Tour 120 Putter Shaft



GRIP

Lamkin Deep Etch Putter Grip

Additional Stock & Premium Shaft Offerings: www.wilson.com/en-us/custom/clubs

CUSTOM OPTIONS

LENGTH

32.00" TO 37.00"

LIE

-3.00° FL TO +3.00° UP

LOFT

-2.00° ST TO +2.00° WK

INFINITE PUTTERS

Infinite™

The Infinite™ Collection continues to evolve and improve in style, quality and precision performance. Nine models extend across various styles of mallet and blade offerings, providing a wide selection to any player preference.



WOMEN'S INFINITE PUTTERS

Women's Infinite™ Putters



CLUB	WINDY CITY	THE BEAN	BUCKTOWN	BUCKINGHAM
HAND	RH	RH	RH	RH
LOFT	3.0°	3.0°	3.0°	3.0°
LIE	71.0°	71.0°	71.0°	71.0°
LENGTH (RH)	33.0"	33.0"	33.0"	33.0"



SHAFTS	Weili Putter Shaft
--------	--------------------



GRIP	Wilson Midsize
------	----------------

NEW INFINITE ZT

NEW - INFINITE ZERO TORQUE



THE 606



LAKEVIEW

Wilson.

Infinite Zero Torque

Lakeview “Half-Moon Mallet”



Wilson.

Infinite Zero Torque

The 606 “Winged Mallet”



Wilson.



Wilson[®]

Golf Balls and Gloves

Golf Ball Family

Engineered for players of all skill levels, Wilson golf balls deliver the performance you need to play your best. Packed with cutting-edge technology and premium materials, every ball is built to elevate your game from tee to green.



STAFF MODEL® X

Four-piece urethane golf ball that features a firm compression core and delivers higher ball flight, steeper descent angles and a firmer feel.

STAFF MODEL®

Four-piece urethane golf ball that features a medium compression core and delivers a penetrating trajectory and a softer feel.

TRIAD®

Soft three-piece urethane golf ball that offers performance benefits to help the aspiring golfer find more fairways, attack more pins and sink more putts.

DUO SOFT®

Two-piece surlyn golf ball that delivers extreme distance, straight ball flight and an ultra soft feel.

STAFF MODEL – STAFF MODEL X



STAFF MODEL X



FOUR PIECE URETHANE GOLF BALL

Thin cast urethane cover around a hard outer mantle results in high ball velocity and exceptional performance on approach shots

SEAMLESS DIMPLE DESIGN

Produces stable and consistent ball flight and maximizes distance performance.

FIRMER COMPRESSION CORE

Delivers high ball flight and maximum greenside spin while maintaining low spin off the tee.



New Staff Model® X

Four-piece urethane golf ball designed for high ball flight and maximum greenside spin while maintaining low spin off the tee.



New Staff Model® X Golf Ball

DESIGNED FOR	Maximum Speed
CONSTRUCTION	4-Piece
BALL SPEED	Faster
DRIVER SPIN	Low
IRON SPIN	Higher
COVER	Thin Urethane
LAUNCH	High
FEEL	Firm
WEDGE SPIN	Highest
OFFERINGS	White & Yellow

New Staff Model® X TRK360

TRK360 unlocks precise aim toward the target, and doubles as a training aid while practicing putting; the perfect end of end roll indicates a well struck putt, whereas off-center putts wobble when tracking towards the hole.



115 mph Driver testing performed at Humboldt, TN research test facility - May 31st, 2024 | 105 mph Driver testing performed at Humboldt, TN research test facility - May 16th, 2024
9-iron testing performed at Humboldt research test facility - April 17th, 2024 | 56° Wedge testing performed at Humboldt research test facility - April 17th, 2024

Based on internal robot testing of main competitor urethane golf balls conducted by Wilson Golf at Wilson Research Testing Facility in Humboldt, TN on April 17 and May 31, 2024

STAFF MODEL



FOUR PIECE URETHANE GOLF BALL

Thin cast urethane cover around a hard outer mantle results in high ball velocity and exceptional performance on approach shots.

SEAMLESS DIMPLE DESIGN

Produces stable and consistent ball flight and maximizes distance performance.

V-COR ADVANCED PERFORMANCE

A unique core composition magnifies energy to generate maximum velocity off the club face for the fastest ball speeds according to our testing.



New Staff Model[®]

Four-piece urethane golf ball designed for penetrating, consistent, and stable ball flight with maximum distance performance.



New Staff Model[®] Golf Ball

DESIGNED FOR	MAXIMUM SPEED
CONSTRUCTION	4-PIECE
BALL SPEED	Faster
DRIVER SPIN	Low
IRON SPIN	Higher
COVER	Thin Urethane
LAUNCH	High
FEEL	Mid-Firm
WEDGE SPIN	Highest
OFFERINGS	White & Yellow

New Staff Model[®] TRK360

TRK360 unlocks precise aim toward the target, and doubles as a training aid while practicing putting; the perfect end of end roll indicates a well struck putt, whereas off-center putts wobble when tracking towards the hole.



Based on internal robot testing of main competitor urethane golf balls conducted by Wilson Golf at Wilson Research Testing Facility in Humboldt, TN on April 17 and May 31, 2024

115 mph Driver testing performed at Humboldt, TN research test facility - May 31st, 2024 | 105 mph Driver testing performed at Humboldt, TN research test facility - May 16th, 2024 | 7-iron testing performed at Humboldt TN research test facility - April 17th, 2024 | 9-iron testing performed at Humboldt research test facility - April 17th, 2024 | 56° Wedge testing performed at Humboldt research test facility - April 17th, 2024

STAFF MODEL GOLF BALLS

	105 mph Driver (LA-12*)						7-iron		9-iron		56 Wedge		Spin Avg
	CO MP.	Sh C	Ball Speed (MPH)	Spin (RPM)	Carry (yd.)	Total (yd)	Spin (Rpm)	Carry (yd.)	Spin (Rpm)	Carry (yd.)	Spin (Rpm)	Carry (yd.)	Spin (Rpm)
Wilson Staff Model X	98	81	157.8	2506	264	289	6897	173	8311	144	10193	83	8467
Wilson Staff Model	91	81	157.4	2393	263	289	6446	175	7915	145	10003	83	8121
Titleist Pro V1x	105	83	156.6	2488	263	287	6835	172	8369	144	10259	82	8488
Titleist --Pro V1x	106	83	156.8	2484	262	287	6541	172	7918	145	9996	82	8152
Titleist Pro V1	95	82	156.6	2416	262	288	6606	173	7958	144	9964	83	8176
Callaway Chrome Tour	102	87	157.6	2453	263	289	6598	174	7989	145	10000	83	8196
Chrome Tour X	102	85	157.2	2659	264	289	7408	171	8812	144	10558	83	8926
Taylormade TP5x	94	83	156.8	2509	262	285	6598	173	7720	145	10156	82	8158
Taylormade TP5	94	81	156.3	2484	264	287	6729	173	7950	145	10173	83	8284
Bridgestone Tour B X	109	81	157.1	2526	265	290	6714	173	8249	144	10379	83	8447
Bridgestone Tour B XS	95	82	157.5	2549	266	290	6933	172	8213	145	10203	83	8449
Srixon Z-Star Diamond	98	83	157.4	2663	266	289	7262	171	8543	145	10120	83	8645
Srixon Z-Star XV	102	85	157.5	2549	266	290	6886	174	8009	146	10198	83	8364
Srixon Z-Star	83	94	155.2	2466	261	286	6830	172	8043	146	10142	84	8338
Mizuno Pro X	106	82	157.6	2556	264	290	6830	172	7851	147	10065	84	8249
Mizuno Pro S	91	82	155.2	2435	256	281	6379	173	7851	146	9697	84	7976



STAFF MODEL X

- **Compression**
 - **2024 - 104**
 - **2026 - 98**
- **Ball Speed (105 mph)**
 - **2024 - 156.3**
 - **2026 - 156.5**
- **Driver Carry**
 - **2024 - 273**
 - **2026 - 274**
- **Driver Spin (105 mph)**
 - **2024 - 2326**
 - **2026 - 2210**
- **7 Iron Spin**
 - **2024 - 7306**
 - **2026 - 7014**
- **Wedge Spin**
 - **2024 - 10460**
 - **2026 - 10254**

SOFTER

FASTER

LONGER

STAFF MODEL

- **Compression**
 - **2024 - 95**
 - **2026 - 91**
- **Ball Speed (105 mph)**
 - **2024 - 155.9**
 - **2026 - 156.1**
- **Driver Carry**
 - **2024 - 272**
 - **2026 - 273**
- **Driver Spin (105 mph)**
 - **2024 - 2223**
 - **2026 - 2163**
- **7 Iron Spin**
 - **2024 - 7030**
 - **2026 - 6636**
- **Wedge Spin**
 - **2024 - 10124**
 - **2026 - 10000**



BALL FLIGHT
Staff Model X



BALL FLIGHT
Staff Model



TRIAD

TRI-BALANCED WEIGHTING

Uniform density across all three layers creates a perfect center of gravity for putting.



HIGH MOI DESIGN

High moment of inertia design maximizes ball speeds while reducing driver spin for enhanced accuracy off the tee.

HIGH-FRICTION URETHANE COVER

Thin urethane cover that delivers control on approach shots.



Triad®

The World's Most Balanced Golf Ball. A three-piece urethane golf ball designed to hit more fairways, attack more pins, and sink more putts.



Triad® Golf Ball

DESIGNED FOR	MAXIMUM SPEED
CONSTRUCTION	3-PIECE
BALL SPEED	Fast
DRIVER SPIN	Lower
IRON SPIN	High
COVER	Urethane
LAUNCH	Mid
FEEL	Softer
WEDGE SPIN	High
OFFERINGS	White & Yellow

DUO GOLF BALLS

HIGH ENERGY CORE
Delivers maximum distance off the tee.



STRAIGHTER FLIGHT
Two-layer construction reduces spin on longer shots.

WORLD'S SOFTEST GOLF BALL
Industry-leading feel that delivers exceptional feedback on all shots.



DUO Soft®

The World's Softest Golf Ball. The velocity boosting core is engineered to deliver faster ball speeds and longer distances with the same great feel.

Based on internal robot testing of main competitor urethane golf balls conducted by Wilson Golf at Wilson Research Testing Facility in Humboldt, TN on June 7, 9 and May 31, 2024.



HIGH-VISIBILITY COVER
Easily track golf shots in flight and locate it quickly in all types of ground cover. Available in 5 colors, there is an option for everyone.



TRK360
TRK360 unlocks precise aim toward the target, and doubles as a training aid while practicing putting; the perfect end of end roll indicates a well struck putt, whereas off-center putts wobble when tracking towards the hole.

DUO Soft® Golf Ball

DESIGNED FOR	MAXIMUM SPEED
CONSTRUCTION	2-PIECE
BALL SPEED	?
DRIVER SPIN	Lowest
IRON SPIN	High
COVER	Suryln
LAUNCH	Mid
FEEL	Softest
WEDGE SPIN	High
OFFERINGS	White/Yellow/Green/Orange/ Pink/Red/TRK360

WILSON INLINE GOLF BALLS

T.O.C. | WOODS | IRONS | WEDGES | PUTTERS | **GOLF BALLS** | GOLF BAGS | COMPLETE SETS | ACCESSORIES | NFL LICENSED | CUSTOM

50 Elite™

50 Elite™ combines soft feel and performance for great low-compression distance off the tee.

12-BALL PACK



Ultra™

With a hyper responsive core and a durable, long-lasting cover, Ultra is all about distance.

15-BALL PACK



Tour Velocity™

Tour Velocity™ golf balls feature a hard cover design to generate optimal trajectory and roll off the tee or grass.

15-BALL PACK



Chaos™

Featuring highly visible colors, Chaos balls are incredibly versatile and optimized for solid, reliable play regardless of conditions.

24-BALL PACK



Range Balls

Each range ball is designed with enhanced durability and long lasting ball stamps for premium presentation on any range style.



PREMIUM PRACTICE

Wilson Premium Practice balls elevate the practice facility experience. It is 20 compression points softer than Premium Range with exceptional wear and scuff resistance.

AVAILABLE IN WHITE

PREMIUM RANGE

Wilson's most popular range ball features bright colors and durable ball stamps designed to withstand wear longer than any other range ball on the market.

AVAILABLE IN WHITE & HIGH VIS YELLOW

LIMITED FLIGHT RANGE

Wilson Limited Flight range balls feature a unique aerodynamic pattern and proprietary construction with 10% shorter ball flight. Ideal for shorter depth range.

AVAILABLE IN WHITE & HIGH VIS YELLOW

FLOATER PRACTICE

Wilson Floater Range features low-density construction that allows the ball to float. Ideal for any lake or water driving range.

AVAILABLE IN WHITE

2026 Promotional Calendar

Staff Model 2 & 1 | 3/1 – 5/1

- Both Staff Model X and Staff Model qualify
- 3/1 – 5/1 & 11/1 & 12.31

DUO 2 for \$45

- 5/1 – 7/1

DUO 2 for \$40

- 10/1

TRIAD 2 for \$70

- 6.1 – 8.15





Wilson.

STAFF MODEL GOLF GLOVES

Staff Model® Golf Glove

Designed to the specifications of the world's best golfers, this tour-caliber golf glove is exquisitely soft with long-lasting playability.



Staff Model® Golf Glove

AVAILABLE IN	GLOVE HAND LEFT REGULAR S // M // ML // L // XL GLOVE HAND LEFT CADET S // M // ML // L // XL GLOVE HAND RIGHT REGULAR S // M // ML // L // XL
FEATURES	SUPER SOFT Exclusive, hand-selected super soft cabretta leather provides tour-approved feel EXTREME COMFORT Reversed thumb seam and pre-curved fingers yield a flawlessly smooth feel PERFECT FIT This glove is cut to tour player specifications and is Advisory Staff approved

WILSON GOLF GLOVES

T.O.C. | WOODS | IRONS | WEDGES | PUTTERS | GOLF BALLS | GOLF BAGS | COMPLETE SETS | ACCESSORIES | NFL LICENSED | CUSTOM |

T.O.C. | WOODS | IRONS | WEDGES | PUTTERS | GOLF BALLS | GOLF BAGS | COMPLETE SETS | ACCESSORIES | NFL LICENSED | CUSTOM |

Conform Golf Glove

The Conform glove is an innovative glove perfect for the golfer seeking a longer lasting and more breathable glove.



Staff Model® Golf Glove

	MEN'S	WOMEN'S
AVAILABLE IN	GLOVE HAND LEFT REGULAR S // M // ML // L // XL // XXL GLOVE HAND LEFT CADET S // M // ML // L // XL GLOVE HAND RIGHT REGULAR S // M // ML // L // XL	GLOVE HAND LEFT REGULAR S // M // L
FEATURES	PREMIUM CABRETTA LEATHER Unique, super soft TackTeck leather retains softness and provides optimum grip control. "COOL MESH DESIGN" Updated sleek mesh design improves breathability and maximum flexibility MADE TO LAST The incorporated materials resist wear and tear round after round	

Grip Plus Golf Glove

The Grip Plus glove combines synthetic leather, technical fabric, and Cabretta leather for grip, feel, performance, and durability.



Grip Plus Golf Glove

	MEN'S	WOMEN'S
AVAILABLE IN	GLOVE HAND LEFT REGULAR S // M // ML // L // XL // XXL GLOVE HAND LEFT CADET S // M // ML // L // XL GLOVE HAND RIGHT REGULAR S // M // ML // L // XL	GLOVE HAND LEFT REGULAR S // M // L GLOVE HAND RIGHT REGULAR S // M // L
FEATURES	CABRETTA THUMB AND PALM PATCH Unique, super soft leather retains softness and provides optimum grip control. MESH KNUCKLES Antimicrobial performance mesh dissipates heat and moisture for ultimate breathability. SYNTHETIC UPPER A high-tech perforated synthetic upper perfects the fit and increases airflow.	

Junior Fit-All Golf Gloves

The Junior Glove ensures a snug fit and durable performance for every swing.



	JUNIOR
AVAILABLE IN	GLOVE HAND LEFT REGULAR
SIZES	ONE SIZE
FEATURES	MADE TO LAST The incorporated materials resist wear and tear round after round. BUILT FOR COMFORT Soft microfiber synthetic provides a comfortable feel and durable wear. UNIVERSAL FIT FOR KIDS The Wilson Fit all glove is constructed for universal fit for all junior hand sizes age 7-11.

WILSON SEASONAL GLOVES

Seasonal Golf Gloves

There is no such thing as an off-season with Wilson's high-performing lineup of seasonal golf gloves.



Seasonal Golf Gloves

	RAIN GLOVES	WINTER GLOVES	WINTER MITTENS
AVAILABLE IN	GLOVE PAIR Regular	GLOVE PAIR Regular	GLOVE PAIR Regular
SIZES	S // M // ML // L // XL	S // M // ML // L // XL	One Size
FEATURES	<p>NON-SLIP GRIP Microfiber construction provides a dependable grip in wet conditions</p> <p>MOISTURE-RESPONSIVE PALM The tackiness of the palm increases as the gloves get wetter, with a mesh top to allow the glove to dry quickly</p>	<p>SOFT AND WARM The brushed fleece top insulates warmth and provides comfort, while the stretch knit cuff seals out air flow</p> <p>MICROFIBER SUEDE PALM The suede palm provides a dependable grip in various weather elements</p>	<p>GUARANTEED WARMTH The water repellent nylon shells keep hands dry, a micro-fleece lining maintains warmth and the adjustable cuff seals out air flow</p> <p>ZIP POCKETS Located over the fingers, zip pockets secure hand warmers (not included) for warmth where it's needed most</p>

WILSON GOLF GLOVES

Golf Gloves

Every glove in the Wilson lineup is crafted with precision—delivering the perfect blend of performance, feel, and long-lasting durability for every round.





Wilson[®]

**Complete Sets, Gloves,
Bags, Accessories**

COMPLETE SETS

COMPLETE SETS 2026



NEW
AURORA
WOMEN'S

PLAYERFIT
MEN'S

PLAYERFIT
WOMEN'S

PROFILE
MEN'S

PROFILE
WOMEN'S

NEW
PROFILE
JUNIOR

AURORA WOMEN'S

PLAYERFIT MEN'S

PLAYERFIT WOMEN'S

PROFILE MEN'S

PROFILE WOMEN'S

PROFILE JGI JUNIOR

Graphite Cart + Graphite Stand

Steel Stand/Cart + Graphite Cart

Graphite Cart

Steel Stand + Graphite Cart

Graphite Cart + Graphite Stand

Graphite Stand

Wilson.

AURORA PREMIUM COMPLETE
SET

AURORA 2026

TOP OF THE LINE INNOVATION

- ENGINEERED FOR MAXIMUM DISTANCE
- MAXIMUM FORGIVENESS
- HIGH LAUNCH

MADE FOR WOMEN

- LIGHTWEIGHT PREMIUM COMPONENTS
- PREMIUM MATERIALS
- DESIGNED TO CREATE OPTIMIZED PLAYING CONDITIONS

PREMIUM PERFORMANCE, EFFORTLESS STYLE

- LIGHTWEIGHT VERSATILE GOLF BAG
- CART OR CARRY
- MATCHING LEATHER HEADCOVERS



Wilson.

AURORA PREMIUM COMPLETE
SET

AURORA 2026

DRIVER

- ALL TITANIUM CONSTRUCTION
- BASED ON MODERN SHAPING (D9)

FAIRWAY & HYBRID

- 4-PIECE STAINLESS STEEL HOLLOW CONSTRUCTION
- BASED ON MODERN SHAPING (DYNAPWR)

IRONS

- STAINLESS STEEL CAVITY BACK DESIGN
- MODIFIED BASE SHAPE OF 2027 DYNAPWR

PUTTER

- NEW DESIGN SPECIFIC FOR THIS SET
- COMPACT MALLETT

BAG & HEAD COVERS

- STYLE AND FUNCTIONALITY
- MODERN COLORWAY AND PREMIUM MATERIAL



Wilson



PlayerFit Men's

A complete golf club set for men, with steel shafts and a versatile stand bag.



SET INCLUDES	Driver* // Fairway 3* // Hybrids 4, 5* // Irons 6, 7, 8, 9, PW† // Blade SW // Milled Stainless Steel Putter // Bag // (5) Head Covers *Graphite // †Graphite or Steel
AVAILABLE IN	CART (RH) Blue/Black/White STAND (RH/LH) Blue/Black/White
FEATURES	<p>PREMIUM MATERIAL AND DESIGN Designed with premium fabrics, materials and finishes, for superior feel and uncompromising performance.</p> <p>IMPROVED EXPERIENCE FOR NEW PLAYERS Super game improvement design helps get the ball off the ground for longer flight and straighter shots.</p> <p>DELUXE GOLF BAG Every detail is meticulously enhanced, from the fabrics to the pocket geometry, in both the cart and stand offerings.</p>



PlayerFit Women's

A complete golf club set for Women, with all graphite shafts and a stylish cart bag.



SET INCLUDES	Driver* // Fairway 3* // Hybrids 4, 5* // Irons 6, 7, 8, 9, PW* // Blade SW // Milled Stainless Steel Putter // Bag // (5) Head Covers *Graphite
AVAILABLE IN	CART (RH) Periwinkle / Gray / White
FEATURES	<p>PREMIUM MATERIAL AND DESIGN Designed with premium components and finishes for superior feel and uncompromising performance.</p> <p>MADE FOR WOMEN Lightweight components and premium materials combine to create a set optimized for women's playing characteristics.</p> <p>IMPROVED EXPERIENCE FOR NEW PLAYERS Super game improvement design helps get the ball off the ground for longer flight and straighter shots.</p>



Profile Men's

The Profile Men's Complete Set is specially designed for new and improving golfers who value forgiveness, comfort, and dependable performance.



SET INCLUDES	Driver // Fairway // Hybrid // Irons 6, 7, 8, 9, PW, SW // Putter // Bag // (3) Head Covers
AVAILABLE IN	MEN'S STAND RH // RH Tall // LH Senior Cart RH Teen Stand RH
FEATURES	<p>SUITED FOR FASTER SWINGS Shaft flex, club length, grip size and swing weight are engineered for faster swing speeds.</p> <p>DESIGNED TO LAUNCH Low center of gravity heads improve launch trajectory and produce greater distance.</p> <p>QUALITY ENGINEERED BAG Rugged design is player tested and exceeds Industry's toughest durability standards.</p>



Profile Women's

The Profile Women's Complete Set is specially designed for new and improving golfers who value forgiveness, comfort, and dependable performance.



SET INCLUDES	Driver // Fairway 5 // Hybrid 5 // Irons 6, 7, 8, 9, PW, SW // Putter // Bag // (3) Head Covers
AVAILABLE IN	Cart RH Standard and Petite / LH Standard STAND RH Standard
FEATURES	<p>FIT FOR WOMEN Shaft flex, club length, grip size and swing weight best match the physical geometries and swing characteristics of women.</p> <p>DESIGNED TO LAUNCH Low center of gravity heads improve launch trajectory and produce greater distance.</p> <p>QUALITY ENGINEERED BAG Rugged design is player tested and exceeds Industry's toughest durability standards.</p>

PROFILE JR 2026

TURE JUNIOR SPEC

- JUNIOR SHAFT FLEX, GRIP, CLUB LENGTH
- DESIGNED FOR BEGINNERS
- BETTER EXPERIENCE

DESIGNED TO LAUNCH

- LOW WEIGHTED HEADS FOR IMPROVED LAUNCH
- HIGHER BALL FLIGHT
- GREATER DISTANCE

QUALITY ENGINEERED BAG

- PLAYER TESTED
- EXCEEDS INDUSTRY'S TOUGHEST DURABILITY STANDARDS



PROFILE JR 2026

SMALL



- AGES: 5-8
- 6 PIECE SET
- STAND BAG SILVER

MEDIUM

- AGES: 8-11
- 8 PIECE SET
- STAND BAG GREY

LARGE

- AGES: 11-14
- 9 PIECE SET
- STAND BAG BLACK





Wilson[®]

BAGS

BAGS 2026



	1914 STAND™	STAFF BAG™	ALPINE CART™	TALUS STAND	EXO LITE STAND™	FEATHER CART™	FEATHER STAND™	QS STAND™
WEIGHT (LB)	5.0 LB	9.7 LB	6.6 LB	5.7 LB	4.5 LB	4.1 LB	4.8 LB	3.5 LB
WEIGHT (KG)	2.25 KG	4.4 KG	3.0 KG	2.6 KG	2.0 KG	2.0 KG	2.2 KG	1.6 KG
NO. OF POCKETS	6	11	11	9	6	9	8	4
CUSTOMIZEABLE BALL POCKET	Yes	Yes	Yes	Yes	Yes	No	No	Yes



Staff Tour™ Series

	STAFF BAG	DEN CADDIE	RANGE BALL BAG
WEIGHT (LB)	9.7 LB	4.8 LB	.9 LB
WEIGHT (KG)	4.4 KG	2.2 KG	0.4 KG
TOP SIZE	10.5" x 9.25"	10"	--
NO. OF DIVIDERS	6	0	0
NO. OF POCKETS	11	4	1
STRAP TYPE	Single or Tour	None	Handle Straps
CUSTOMIZABLE BALL POCKET	Yes	No	No

POCKETS + FEATURES	<p align="center">STAFF BAG</p> <p>Magnetic range finder pocket with velour lining // Dual bottle sleeves with insulation and magnetic-snap closure // Quick-access magnetic pocket with internal organization // Dual large garment compartments // Large belly pocket with 4 internal mesh pockets // Front zip belly panel pocket // Dual front zip pockets // Integrated umbrella sleeve // Padded single strap with easy clip on/off attachment system // Dual purpose towel ring / Ring or bottle opener // Matching rain hood // Removable belly panel for personalization</p>
	<p align="center">DEN CADDIE</p> <p>Tee pocket // Local personalization of belly pocket // Adds a touch of elegance to the practice facility</p>
	<p align="center">RANGE BALL BAG</p> <p>Get the most of out a practice session with this tour-inspired bag</p>

1914 CARRY

SUPERIOR CRAFTSMANSHIP

- PREMIUM HIGH-QUALITY WEATHER RESISTENT PU LEATHER
- CARBON FIBER LEGS
- MINIMAL BUT PURPOSEFUL STORAGE

PREMIUM ORGANIZATION

- 4-WAY DIVIDER
- PLUSH MICROFIBER DIVIDER
- MINIMAL CLUB SNAGGING

PERFECT CARRY

- LIGHTWEIGHT & BALANCED
- PADDED DOUBLE STRAPS
- SINGLE STRAP OPTION OFFERED



1914 CARRY

1914 CARRY

POCKETS

- 6 POCKETS
- MAGNETIC RANGE FINDER POCKET
- COOLER POCKET

FEATURES

- PREMIUM PU LEATHER
- REINFORCED CARBON FIBER LEGS
- PADDED HIP PAD

COLORS

- WHITE
- BLACK
- NAVY

WEIGHT & SIZE

- 5.0 LB
- 2.25 KG
- TOP SIZE: 7.5" X 7.0"



Wilson.



EXCELLENT ORGANIZATION

A 14-way top and their full length dividers keep clubs unrattled on the cart, no matter the terrain.

MAGNETIC CLOSURE POCKET

A top pocket that magnetically opens and closes serves as an easy access point for frequently needed items like the range finder.

LARGE COOLER POCKET

A large, plastic lined ice pocket featuring drainage holes keep the beverage of choice chilled throughout the round.



Alpine Cart™

The Alpine Cart™ Bag takes your game to the next level with 14 full-length dividers for club organization and a massive ice pocket to keep drinks cold all round long. It's the peak of performance and convenience for every ride.



WHITE/BLACK



BLACK/GREY



BLACK/RED



NAVY/BLUE



BLACK/BLACK



BLACK/WHITE
ORANGE

Alpine Cart™

WEIGHT (LB)	6.6 LB
WEIGHT (KG)	3.0 KG
TOP SIZE	11" x 9.5"
NO. OF DIVIDERS	14
NO. OF POCKETS	11
STRAP TYPE	Single
CUSTOMIZABLE BALL POCKET	Yes

POCKETS + FEATURES	POCKETS
	2 DryTech valuables pockets // 1 magnetic opening pocket for range finder // 1 extra-large cooler pocket with drain holes // 3 large accessories pockets // 1 mesh pocket for small accessories // 1 removable front ball pocket for personalization
	FEATURES
	Trolley anchor base // Pass through strap channel // Umbrella holder // Metal towel ring // Webbing towel ring // Glove holder // Rain hood // Padded shoulder straps // YKK zippers



14-WAY TOP

Whether the golfer walks or rides, the 14-way top protects all clubs while maintaining organization throughout the round.



CARRY OR RIDE

An ergonomic shoulder strap system appeals to the walker, while a construction reinforcement system holds the structure upright when placing on the cart, push cart or ground.

STURDY STRUCTURE

A reinforced Spine Technology and a self-activating stand with strong alloy legs work together to optimize stand performance.



Talus 14 Stand™

The Talus Stand Bag is crafted for performance whether you're in a cart or carrying. Featuring a 14-way club divider, nine integrated pockets, double padded straps, and durable legs mean you're good to go no matter what.



BLACK/BLACK



NAVY/WHITE



WHITE/BLACK

Talus 14 Stand™

WEIGHT (LB)	5.7 LB
WEIGHT (KG)	2.6 KG
TOP SIZE	9.5" x 8"
NO. OF DIVIDERS	14
NO. OF POCKETS	9
STRAP TYPE	Double Strap with Self Balancing 360 Degree Buckle
CUSTOMIZABLE BALL POCKET	Yes



5-WAY TOP

Allowing you to group your clubs and organize them throughout the bag.



CARRY OR RIDE

An ergonomic shoulder strap system appeals to the walker, while a construction reinforcement system holds the structure upright when placing on the cart, push cart or ground.



STURDY STRUCTURE

A reinforced Spine Technology and a self-activating stand with strong alloy legs work together to optimize stand performance.

Talus 5 Stand™

The Talus Stand Bag is crafted for performance whether you're in a cart or carrying. Featuring a 5-way club divider, nine integrated pockets, double padded straps, and durable legs mean you're good to go no matter what.



WHITE/RED/BLUE



BLACK/WHITE



STAFF RED

Talus 5 Stand™

WEIGHT (LB)	5.7 LB
WEIGHT (KG)	2.6 KG
TOP SIZE	9.5" x 8"
NO. OF DIVIDERS	5
NO. OF POCKETS	9
STRAP TYPE	Double Strap with Self Balancing 360 Degree Buckle
CUSTOMIZABLE BALL POCKET	Yes

POCKETS + FEATURES	POCKETS
	<p>1 full-length zipper pocket // 1 three quarter length gear pocket // 1 DryTech valuables pocket with fleece lining // 1 upper pocket with zipper opening and internal mesh pocket // 1 range finder pocket with magnetic opening and fleece lining // 1 large hip pad side pocket // 1 large beverage pocket with drainage holes // 1 small vertical pocket alongside ball pocket // 1 large front ball ball pocket for personalization</p>
	EXTRA FEATURES
	<p>Stable base for use on cart // Self-activating stand // Strong alloy legs // Reinforced Spine Technology // Pass through strap channel // Umbrella holder // Towel ring // Rain hood // 4-point ergonomic double padded strap with 360 buckle // YKK zippers</p>



14-WAY TOP

Whether the golfer walks or rides, the 14-way top protects all clubs while maintaining organization throughout the round.

FOR ALL YOUR STORAGE NEEDS

Nine total pockets give each player versatility to meet their unique storage needs.



STURDY BASE

Designed to fit on motorized or pull carts.

Feather Cart™

The 14-way top keeps clubs organized and protected, while nine pockets offer versatile storage options, and the sturdy base is designed to fit on both motorized and pull carts.



BLACK/GREY/RED



BLACK/GREY/WHITE



GREY/BLACK



NAVY/SILVER

Feather Cart™

WEIGHT (LB)	4.1 LB
WEIGHT (KG)	2.0 KG
TOP SIZE	11" x 8"
NO. OF DIVIDERS	14
NO. OF POCKETS	9
STRAP TYPE	Single
CUSTOMIZABLE BALL POCKET	No

POCKETS + FEATURES	POCKETS
	2 full-length garment pockets // 1 velour valuable pocket // 1 front ball pocket // 1 cooler pocket // 2 accessory pockets // 2 open small mesh pockets
	EXTRA FEATURES
	Base with trolley anchor // Umbrella holder // Towel Ring // Rain Hood // Padded strap



BALANCED STRAPS

Sliding 2-in-1 self-balancing strap system with four-point double strap for a comfortable carry.

5-WAY TOP

Allowing you to group your clubs and organize them throughout the bag.



VERSATILE STORAGE

Eight highly versatile pockets to hold all your gear.

Feather Stand™

The 5-way top allows for club organization, while eight versatile pockets provide ample storage for all your gear.



Feather Stand™

WEIGHT (LB)	4.8 LB
WEIGHT (KG)	2.2 KG
TOP SIZE	10" x 8"
NO. OF DIVIDERS	6
NO. OF POCKETS	8
STRAP TYPE	Double
CUSTOMIZABLE BALL POCKET	No

POCKETS + FEATURES	POCKETS
	1 full-length garment pocket // 1 velour valuable pocket // 1 front ball pocket // 1 cooler pocket // 2 accessory pockets // 2 open small mesh pockets
	EXTRA FEATURES
	Base with paddle // Umbrella holder // Pen holder // Towel ring // Rain hood // 4-point ergonomic double padded strap

**QUALITY
CONSTRUCTION**

Although super lightweight at 3.5 pounds, this bag was designed with a quality, balanced construction for a great walking experience.



QS Stand™

The QS Stand™ bag is our lightest bag built for performance and comfort. It features a 4-way divider, four smartly designed pockets, double shoulder straps, and durable aluminum legs for an easy carry.

**BUILT FOR
WALKERS**

Standard length lightweight legs and a premium double strap work together to deliver an efficient and comfortable experience for those who don't take carts.



**STREAMLINED AND
FULLY ADJUSTABLE**

Four streamlined pockets efficiently carry your gear and 360 degree self-balancing double shoulder straps can fit any golfer.



RED/WHITE/BLACK



BLACK/WHITE



NAVY/WHITE/RED

QS Stand™

WEIGHT (LB)	3.81 LBS (with rainhood & strap) // 3.5 LBS (without rainhood & strap)
WEIGHT (KG)	1.73 KGS (with rainhood & strap) // 1.6 KGS (without rainhood & strap)
TOP SIZE	8.5" x 7.5"
NO. OF DIVIDERS	4
NO. OF POCKETS	4
STRAP TYPE	Double 360
CUSTOMIZABLE BALL POCKET	No
POCKETS + FEATURES	<p style="text-align: center;">POCKETS</p> <p>1 full-length garment pocket // 1 velour valuable pocket // 1 front open pocket // 1 large accessory pocket</p> <p style="text-align: center;">EXTRA FEATURES</p> <p>4-Way Top with 2 full-length dividers and 1 grab handle // Base with paddle automatically activates stand // Umbrella holder // Towel ring // Rain hood // 4-point ergonomic double padded straps</p>

A golfer is seen from behind, walking through a field of tall, golden-brown grass under a clear blue sky. He is wearing a white short-sleeved polo shirt and dark trousers. A black Wilson golf bag is slung over his right shoulder, with a white towel draped over it. In his left hand, he holds a white Wilson baseball cap with a red chin strap. The Wilson logo is overlaid in red on the image.

Wilson.

HEADWEAR & ACCESSORIES

HEADWEAR 2026

Everyday



TOUR CAP

STYLE

Lower profile fit with regular curve bill. Premium lightweight form-fitting fabric.



TOUR VISOR

Tour inspired high brim visor with adjustable strap.

Everyday



VISOR

STYLE

Quick dry sweat band with adjustable closure.



NEW

RETRO ROPE HAT

Retro snapback design with a structured front and stylish rope.



NEW

SCRIPT ROPE HAT

Retro snapback design with a structured front and stylish rope.

Everyday



PERFORMANCE CAP

STYLE

Lower profile fit with regular curve bill. Premium lightweight form-fitting fabric.



PERFORMANCE ROPE CAP

Structured front. Laser perforated mesh panels with stylish rope.

Seasonal



SUN BUCKET HAT

STYLE

Low profile. Lightweight breathable fabric, moisture wicking and an adjustable chinstrap.



RAIN BUCKET HAT

Low profile. Moisture repellent fabric, seamed stitch lines and an adjustable chinstrap.



TOUR BEANIE

Fits all head sizes. Tightly woven acrylic and warm inner fleece lining.

ACCESSORIES 2026

Travel Gear



TOUR TRAVEL COVER

TOUR CARRY ON

TOUR BACKPACK

TOUR SHOE BAG

TOUR HOLDALL

FEATURES

Tour quality travel cover, hard wearing nylon fabric, YKK zippers, 3 zip pockets, reinforced base and wheels

Tour quality carry on luggage, hard wearing nylon fabric, 5 zip pockets, reinforced sides and wheeled base and a retractable handle

5 zip pockets and 7 open storage pockets, comfortable double strap with extra padded back support

Full zip opening, mesh vented sides, with convenient carry handle

Wide opening top, 3 zip pockets

Accessories



TOUR TOWEL

TRI FOLD TOWEL

TOUR UMBRELLA

FEATURES

As used on the Tour
Heavy duty microfiber (100% Polyester)
Waffle-like weave pattern
Bag loop
Size: 16" x 36"
Printed logo

Heavy duty microfiber (100% Polyester)
Waffle-like weave pattern
Carabineer clip
Size: 16" x 21"

As used on the Tour
Double rib heavy duty frame
Double canopy construction
High wind resistance
Extra large 68" canopy
Ergonomic non-slip rubber handle
Matching protective sheath

NFL[®] Licensed

Step onto the course with your team. Choose from all 32 NFL teams and showcase your loyalty with refined craftsmanship that brings the passion of the game to every round.



DUO SOFT[®] NFL TEAM GOLF BALLS

Golfers can represent their team from tee to green with the new NFL DUO Soft[®] Golf Balls.

NFL TEAM CART GOLF BAG

Tee off with your team. Choose from all 32 NFL teams and bring the fandom (and rivalry) to the fairway.

NFL TEAM STAND GOLF BAG

Tee off with your team. Choose from all 32 NFL teams and bring the fandom (and rivalry) to the fairway.

FEATURES

Wilson.

THANK YOU

Widowom